

## TECHNICAL DATA

# SYSTEM 2000

## 1000 x 600 x 695 mm

## PRODUCT BENEFITS

- Robust, durable three-piece container
- Low container weight
- Non-slip sandwich folding
- Intuitive, fast, ergonomic handling
- Protection against water and dirt
- No manual locking required




### Hang-in lid

- Saving of space at the place of use
- Extra ergonomics and easy handling

### Visual inspection of empties

- Direct check of the completeness of all elements (sleeve contained in empties)




Scan for more information.



### Secure empty unit

- Protection of the folded sleeve
- No damage to the containers by slipping
- Safe and stable stacking



### Integrated base insert\*

- No loss of base insert, as firmly attached to the sleeve
- Fixation of sleeve with pallet in assembled, loaded condition



### Safe stacking

- No tying necessary
- Fast, safe and uncomplicated stacking of the full and empty containers

\*Container with integrated base insert, optionally available for System 2000.

# TECHNICAL DATA

## SYSTEM 2000

### 1000 x 600 x 695 mm



#### TECHNICAL DATA

External dimensions:	1,000 x 600 x 695 mm
Internal dimensions:	933 x 534 x 515 mm
Volume:	257 l
Tare weight:	21 kg
Empties height:	205 mm in a stack
Folding system:	Sandwich folding
High rack (without base):	no

#### LOADS

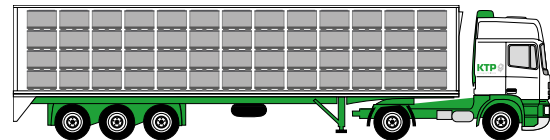
Payload (max.):	250 kg
Stacking load (max.):	1,000 kg
Stacking factor:	1+4
<small>(with max. payload and stacking load)</small>	

#### LOGISTICS AND TRANSPORT

Return rate:	1:3.5
Volume reduction:	71%

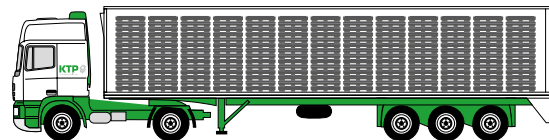
#### CAPACITY UTILISATION IN MEGA-TRAILER (13.6 x 2.48 x 3.0 m)

Full: 208



Empty: 728

**71% VOLUME-REDUCED**



Storage positions: 52

1	2	3	4	5	6	7	8	9	10	11	12	13
14	15	16	17	18	19	20	21	22	23	24	25	26
27	28	29	30	31	32	33	34	35	36	37	38	39
40	41	42	43	44	45	46	47	48	49	50	51	52



SANDWICH	PALLET	SLEEVE	LID
Material	PE	PP	PE
Grammage	–	3000 g/m <sup>2</sup>	–
Equipment* <small>*optional; further options available</small>	Open surface, 8 feet 4-way entry pallet Drainage holes	M-folding 2 label holders A5 Integrated base insert *	2 handles, black Suspension lugs Control opening

You can get on request further options like a higher or lower sleeve, additional flap doors, individual printing, tracking systems as well as customized inside packaging solutions - just contact us.



**1+4**  
IN BLOCK STORAGE



**1+3 1+13**  
IN THE MEGA-TRAILER



**1:3.4** PROPORTIONALLY STACKABLE

