


TECHNICAL DATA

SYSTEM 2000 STANDARD | 2K | 3K 1200 x 800 x 890 mm

PRODUCT BENEFITS

- Also available with 2 or 3 skids
- Robust, durable three-piece container
- Low container weight
- Non-slip sandwich folding
- Intuitive, fast, ergonomic handling
- Protection against water and dirt
- No manual locking required



Hang-in lid

- Saving of space at the place of use
- Extra ergonomics and easy handling

Visual inspection of empties

- Direct check of the completeness of all elements (sleeve contained in empties)



Scan for more information.



Picture shows skid-version.



Variable pallet design

- Without skids (standard), with two or three longitudinal skids (2K, 3K)
- All three versions can be stacked with each other as containers



Integrated base insert*

- No loss of base insert, as firmly attached to the sleeve
- Fixation of sleeve with pallet in assembled, loaded condition

Safe stacking

- No tying necessary
- Fast, safe and uncomplicated stacking of the full and empty containers

*Container with integrated base insert, optionally available for System 2000.

TECHNICAL DATA

SYSTEM 2000 STANDARD | 2K | 3K 1200 x 800 x 890 mm



TECHNICAL DATA

External dimensions:	1,200 x 800 x 890 mm
Internal dimensions:	1,133 x 731 x 706 mm
Volume:	585 l
Tare weight (standard 2K 3K):	31 kg 32 kg 33 kg
Empties height:	212 mm in a stack
Folding system:	Sandwich folding
High rack (without base):	no

LOADS

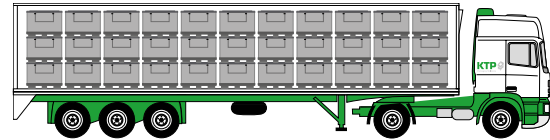
Payload (max.):	250 kg
Stacking load (max.):	1,250 kg
Stacking factor: (with max. payload and stacking load)	1+4

LOGISTICS AND TRANSPORT

Return rate:	1:4.3
Volume reduction:	77%

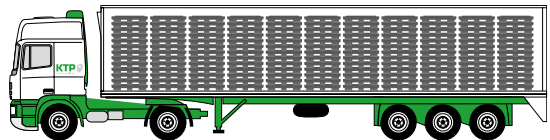
CAPACITY UTILISATION IN MEGA-TRAILER (13.6 x 2.48 x 3.0 m)

Full: 99



Empty: 429

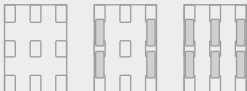
77% VOLUME-REDUCED



Storage positions: 33

1	2	3	4	5	6	7	8	9	10	11
12	13	14	15	16	17	18	19	20	21	22
23	24	25	26	27	28	29	30	31	32	33



SANDWICH	PALLET	SLEEVE	LID
Material	PE	PP	PE
Grammage	–	3000 g/m ²	–
Equipment* <small>*optional; further options available</small>	Open surface, 9 feet; alternatively with 2 or 3 longitudinal skids, 4-way entry pallet, drainage holes 	M-folding 1 flap door 600 x 300 mm 2 label holders A5 Integrated base insert *	2 handles, black Suspension lugs Control opening

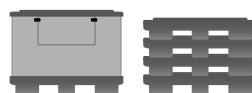
You can get on request further options like a higher or lower sleeve, additional flap doors, individual printing, tracking systems as well as customized inside packaging solutions – just contact us.



1+4
IN BLOCK STORAGE



1+2 1+12
IN THE MEGA-TRAILER



1:4.3 PROPORTIONALLY STACKABLE

