

TECHNICAL DATA

SYSTEM 2000 SMARTFIX®

1230 x 830 x 935 mm

PRODUCT BENEFITS

- Super-fast folding technique
- Sliding lid
- Extremely simple handling
- Firmly connected components
- Protection against water and dirt
- No manual locking required




Safe guidance

- Embedded guide rails simplify handling – the lid is neatly guided when opening and closing.

Firm connection

- Lid and sleeve form a firmly connected unit – no more individual parts, no more loss of container parts



Secure empty unit

- Protection of the folded sleeve
- No damage to the containers by slipping
- Safe and stable stacking



Integrated base insert*

- No loss of base insert, as firmly attached to the sleeve
- Fixation of sleeve with pallet in assembled, loaded condition

Safe stacking

- No tying necessary
- Fast, safe and uncomplicated stacking of the full and empty containers



Scan for more information.

*Container with integrated base insert, optionally available for System 2000.

KTP®
Packaging Solutions

TECHNICAL DATA

SYSTEM 2000 SMARTFIX®

1230 x 830 x 935 mm



TECHNICAL DATA

External dimensions:	1,230 x 830 x 935 mm
Internal dimensions:	1,170 x 770 x 755 mm
Volume:	680 l
Tare weight:	37 kg
Empties height:	210 mm in a stack
Folding system:	Sandwich folding
High rack (without base):	no

LOADS

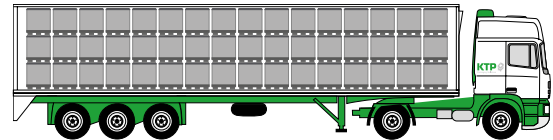
Payload (max.):	250 kg
Stacking load (max.):	1,150 kg
Stacking factor:	1+4
<small>(with max. payload and stacking load)</small>	

LOGISTICS AND TRANSPORT

Return rate:	1:4.7
Volume reduction:	79%

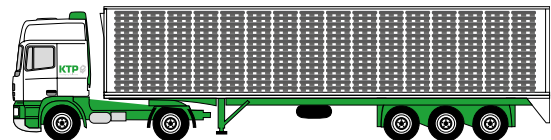
CAPACITY UTILISATION IN MEGA-TRAILER (13.6 x 2.48 x 3.0 m)

Full: 96



Empty: 448

79% VOLUME-REDUCED



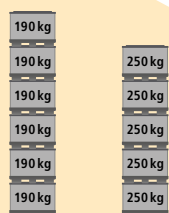
Storage positions: 32

1	2	3	4	5	6	7	8	9	10	11	12	13	14	15	16
17	18	19	20	21	22	23	24	25	26	27	28	29	30	31	32



SANDWICH	PALLET	SLEEVE	LID
Material	PE	PP	PE
Grammage	–	3000 g/m ²	–
Equipment* <small>further options available</small>	Open surface, 9 feet 4-way entry pallet Drainage holes	M-folding 1 flap door 600 x 350 mm 2 label holders A5 Integrated base insert *	2 handles, black 1 handles, blue Suspension lugs Control opening

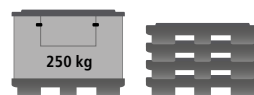
You can get on request further options like additional flap doors, individual printing, tracking systems as well as customized inside packaging solutions – just contact us.



1+5 1+4
IN BLOCK STORAGE



1+2 1+13
IN THE MEGA-TRAILER



1:4.5 PROPORTIONALLY STACKABLE

