

TECHNICAL DATA

SYSTEM 2000 SMARTFIX®

1500 x 1200 x 990 mm

PRODUCT BENEFITS

- Super-fast folding technique
- Extremely easy handling
- Sliding lid
- Firmly connected components
- Protection against water and dirt
- No manual locking required



Safe guidance

- Embedded guide rails simplify handling – the lid is neatly guided when opening and closing.

Firm connection

- Lid and sleeve form a firmly connected unit – no more individual parts, no more loss of container parts



Secure empty unit

- Protection of the folded sleeve
- No damage to the containers by slipping
- Safe and stable stacking



Integrated base insert*

- No loss of base insert, as firmly attached to the sleeve
- Fixation of sleeve with pallet in assembled, loaded condition



Safe stacking

- No tying necessary
- Fast, safe and uncomplicated stacking of the full and empty containers



Scan for more information.

*optionally available

KTP®
Packaging Solutions

TECHNICAL DATA

SYSTEM 2000 SMARTFIX® 1500 x 1200 x 990 mm



TECHNICAL DATA

| | |
|---------------------------|------------------------|
| External dimensions: | 1,500 x 1,200 x 990 mm |
| Internal dimensions: | 1,430 x 1,130 x 805 mm |
| Volume: | 1301 l |
| Tare weight: | 56 kg |
| Empties height: | 210 mm in a stack |
| Folding system: | Sandwich folding |
| High rack (without base): | no |

LOADS

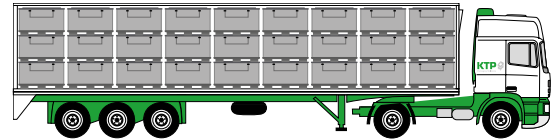
| | |
|---|----------|
| Payload (max.): | 250 kg |
| Stacking load (max.): | 1,250 kg |
| Stacking factor: (with max. payload and stacking load) | 1+4 |

LOGISTICS AND TRANSPORT

| | |
|-------------------|-------|
| Return rate: | 1:4.7 |
| Volume reduction: | 79% |

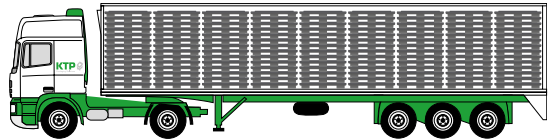
CAPACITY UTILISATION IN MEGA-TRAILER (13.6 x 2.48 x 3.0 m)

Full: 54



Empty: 252

79% VOLUME-REDUCED



Storage positions: 18

| | | | | | | | | |
|----|----|----|----|----|----|----|----|----|
| 1 | 2 | 3 | 4 | 5 | 6 | 7 | 8 | 9 |
| 10 | 11 | 12 | 13 | 14 | 15 | 16 | 17 | 18 |

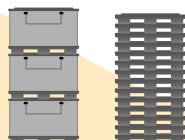


| SANDWICH | PALLET | SLEEVE | LID |
|---|--|--|-------------------------------------|
| Material | PE | PP | PE |
| Grammage | – | 3000 g/m ² | – |
| Equipment* further options available | Open surface, 9 feet 4-way entry pallet Drainage holes | M-folding 1 flap door 800 x 350 mm 2 label holders A5 Integrated base insert* | 2 handles, black 2 handles, blue |

You can get on request further options like additional flap doors, individual printing, tracking systems as well as customized inside packaging solutions – just contact us.



1+4
IN BLOCK STORAGE



1+2 1+13
IN THE MEGA-TRAILER



1:4.7 PROPORTIONALLY STACKABLE

