

TECHNICAL DATA

SYSTEM 2000

800 x 600 x 710 mm

PRODUCT BENEFITS

- Robust, durable three-piece container
- Low container weight
- Non-slip sandwich folding
- Intuitive, fast, ergonomic handling
- Protection against water and dirt
- No manual locking required



Hang-in lid

- Saving of space at the place of use
- Extra ergonomics and easy handling

Visual inspection of empties

- Direct check of the completeness of all elements (sleeve contained in empties)




Scan for more information.



Secure empty unit

- Protection of the folded sleeve
- No damage to the containers by slipping
- Safe and stable stacking



Integrated base insert*

- No loss of base insert, as firmly attached to the sleeve
- Fixation of sleeve with pallet in assembled, loaded condition



Safe stacking

- No tying necessary
- Fast, safe and uncomplicated stacking of the full and empty containers

*Container with integrated base insert, optionally available for System 2000.

TECHNICAL DATA

SYSTEM 2000 800 x 600 x 710 mm



TECHNICAL DATA

External dimensions:	800 x 600 x 710 mm
Internal dimensions:	745 x 546 x 525 mm
Volume:	214 l
Tare weight:	16 kg
Empties height:	200 mm in a stack
Folding system:	Sandwich folding
High rack (without base):	no

LOADS

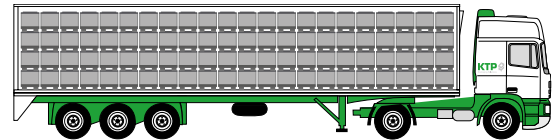
Payload (max.):	200 kg
Stacking load (max.):	600 kg
Stacking factor: (with max. payload and stacking load)	1+3

LOGISTICS AND TRANSPORT

Return rate:	1:3.5
Volume reduction:	71%

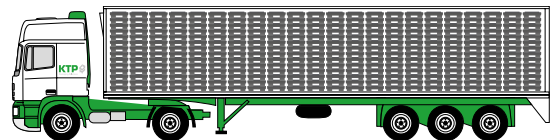
CAPACITY UTILISATION IN MEGA-TRAILER (13.6 x 2.48 x 3.0 m)

Full: 264



Empty: 924

71% VOLUME-REDUCED



Storage positions: 66

1	2	3	4	5	6	7	8	9	10	11	12	13	14	15	16	17	18	19	20	21	22
23	24	25	26	27	28	29	30	31	32	33	34	35	36	37	38	39	40	41	42	43	44
45	46	47	48	49	50	51	52	53	54	55	56	57	58	59	60	61	62	63	64	65	66




SANDWICH	PALLET	SLEEVE	LID
Material	PE	PP	PE
Grammage	—	3000 g/m ²	—
Equipment* <small>*optional; further options available</small>	Open surface, 6 feet 4-way entry pallet Drainage holes	M-folding 2 label holders A5 Integrated base insert *	2 handles, black Suspension lugs


You can get on request further options like a higher or lower sleeve, additional flap doors, individual printing, tracking systems as well as customized inside packaging solutions - just contact us.



1+3
IN BLOCK STORAGE



1+3 1+13
IN THE MEGA-TRAILER



1:3.6 PROPORTIONALLY STACKABLE

