

TECHNICAL DATA

SYSTEM 2000-H SMARTFIX®-SKIDS

1200 x 800 x 950 mm
EuroStack 128

PRODUCT BENEFITS

- Super-fast folding technique
- Extremely easy handling
- Firmly connected components
- High payloads possible
- Perfect for high rack and conveyor systems
- Closed pallet surface
- Protection against water and dirt





Safe guidance

- Embedded guide rails simplify handling – the lid is neatly guided when opening and closing.


Firm connection

- Lid and sleeve form a firmly connected unit – no more individual parts, no more loss of container parts



Secure empty unit

- Protection of the folded sleeve
- No damage to the containers by slipping
- Safe and stable stacking




Closed pallet deck

- No base insert required
- No soiling
- Automatic locking
- Engage principle for firm fixation

High compatibility

- Stack-compatible with Euro pallet and VDA lid due to identical basic dimensions
- Use on conveyor systems where Euro pallets are used



Scan now and
watch the video.

KTP®
Packaging Solutions

TECHNICAL DATA

SYSTEM 2000-H SMARTFIX®-SKIDS 1200 x 800 x 950 mm



TECHNICAL DATA

External dimensions:	1,200 x 800 x 950 mm
Internal dimensions:	1,156 x 756 x 747 mm
Volume:	653 l
Tare weight:	48 kg
Empties height:	245 mm in a stack
Folding system:	Sandwich folding
High rack (without base):	yes

LOADS

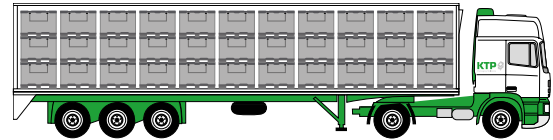
Payload (max.):	500 kg
Stacking load (max.):	1,250 kg
Stacking factor:	1+2
<small>(with max. payload and stacking load)</small>	

LOGISTICS AND TRANSPORT

Return rate:	1:4
Volume reduction:	75%


CAPACITY UTILISATION IN MEGA-TRAILER (13.6 x 2.48 x 3.0 m)

Full: 99



Empty: 396


75% VOLUME-REDUCED



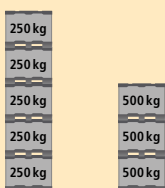
Storage positions: 33

1	2	3	4	5	6	7	8	9	10	11
12	13	14	15	16	17	18	19	20	21	22
23	24	25	26	27	28	29	30	31	32	33

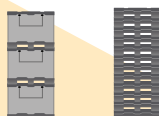


SANDWICH	PALLET	SLEEVE	LID
Material	PE	PP	PE
Grammage	–	3000 g/m ²	–
Equipment <small>further options available</small>	Closed surface 9 feet, 3 Skids Steel reinforced 4-way entry pallet Drainage holes	 M-folding 1 flap door 600 x 350 mm 2 label holders A5	2 handles, black 1 handle, blue Suspension lugs

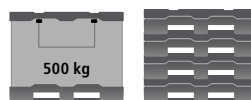
You can get on request further options like additional flap doors, individual printing, tracking systems as well as customized inside packaging solutions – just contact us.



1+4 1+2
IN BLOCK STORAGE



1+2 1+11
IN THE MEGA-TRAILER



1:4 PROPORTIONALLY STACKABLE

